

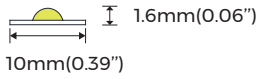

COF Series Specification

CF320

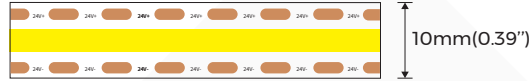
24V-10mm

【General description】

- Light line and dot-free with big emitting angle, 20m long strip driven by one end power supply
- Can be cut to any size, easy installation and maintaining
- 4 optional 2700K/3000K/4000K/6500K
- Life longer than 60000H, Ta: -25~40°C; Tc: 75°C (max)

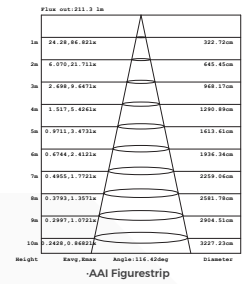
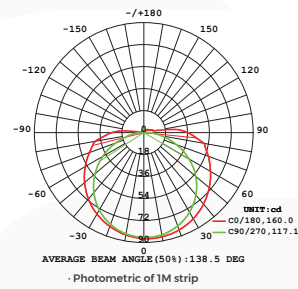


Cutting unit: Free cutting



【Dimension】

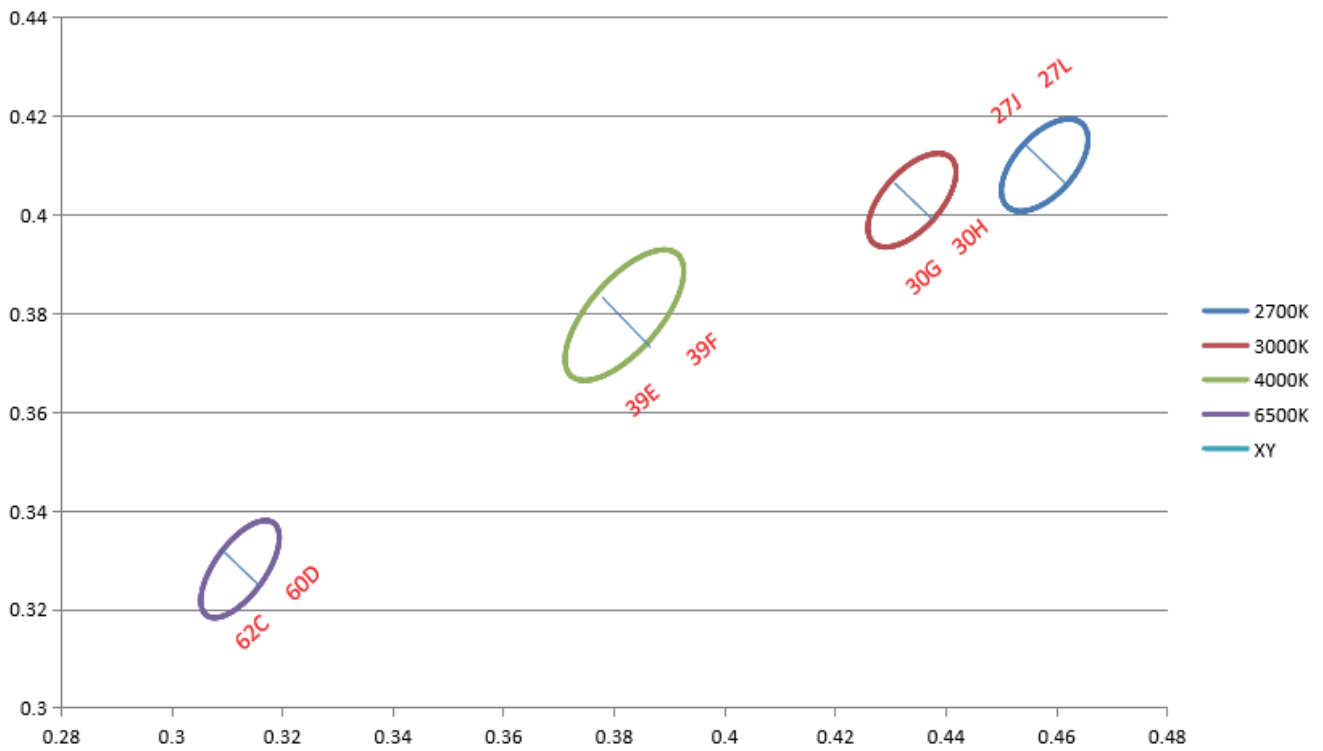
- | | |
|--|--|
| Input voltage: DC24V | Max.length: 20000mm(65.6') |
| CRI: 90 | Cutting unit: Free cutting |
| Max.power: 5.3W(1m) | LEDs/m: 320 |
| Power range: 4.3~5.3W(1m) | Min. bend diameter: Φ 60mm(2.36") |
| Rated current: 0.2A(1m) | Mounting: 3M tape |
| Typical Power: 4.8W(1m) | Copper foil: 3oz |
| tape IP: IP20/IP65/IP67 | |
| On-off times: 10000 (test times) | |
| Warranty: 7 years indoors / 5 years outdoors | |



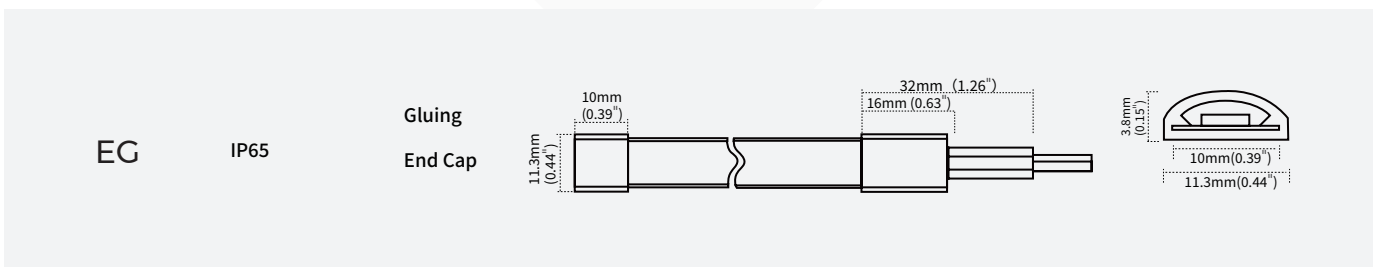
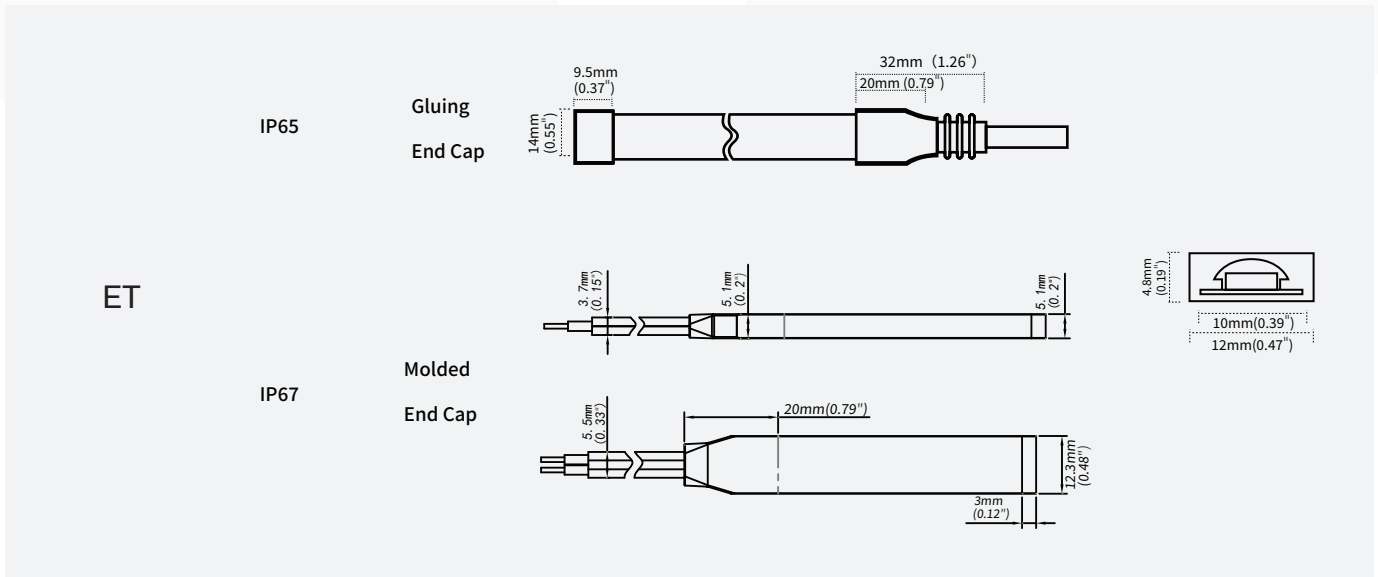
【Photo-electric Parameters】

CRI	Color	CCT	Lumen(lm/m)	Lumen(lm/ft)	lm/W	ErP 2019
Ra>90	SW	2700K	300	91	62	G
Ra>90	WW	3000K	310	95	65	G
Ra>90	NW	4000K	345	105	72	G
Ra>90	W	6500K	310	95	65	G





- 1.The tolerance of output data can be vary up to 10%.
- 2.the output data tested according to IES TM-30-15.
- 3.the output data is based on IP20/Imerter, data of 5m in only for reference.
- 4.IP protection process leads changes to size, CCT and luminous flux.













【IP process information】



【Electronic & output data】

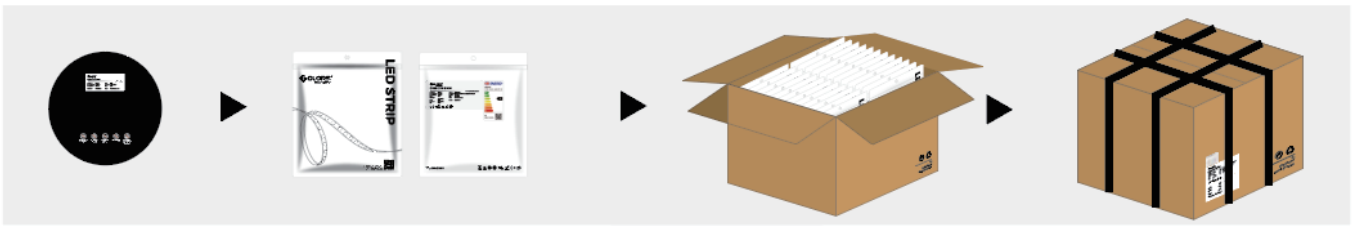
IP Process	Picture	Picture description	Size	optional CCT/color for finished product	lumen output rate
NO		No proof	10mm*1.6mm	2700K/3000K/4000K/6500K	100%
NA		Nano-proof	10mm*1.6mm	2700K/3000K/4000K/6500K	98%
ET		Extrusion tube	12mm*4.8mm	2700K/3000K/4000K/6500K	88%
EG		Milky white all-inclusive hollow arc extrusion	11.3mm*3.8mm	2700K/3000K/4000K//6500K	88%

【Accessories Information】

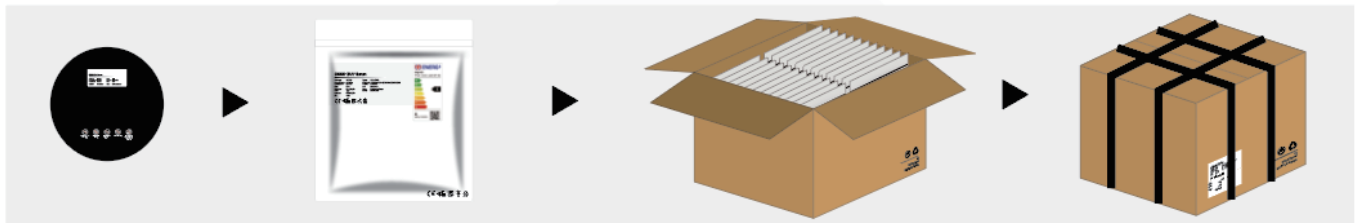
Name	Picture	Code	coding	description
Connector for FPC and FPC		81-01-000002-000099	CBB210-DFTA	10MM-2P solder-free connector (board-to board)\ suitable for bare board 10mm width strip light
Connector for wire and FPC		81-01-000002-000097	CXB210-DFTA	10MM-2P solderless connector(wire to board)\ Compatible with 20&22AWG wire\20#(6A);22#(4A)\ Applicable to bare board 10mm width lamp strip
L-connector for FPC and FPC		81-01-000002-000101	CBBL210-DFTA	10MM-2P solderless (L) connectors (board-to board)\ for bare board 10mm width light strip
Fixed Clip		94-02-00-0003	FSW10SA	Silicone clip, screw: PA 3*8mm, suitable for 10mm FPC,EF/ET strip
Gas phase rubber plug		94-02-00-0040	DT10EG-A	Translucent gas phase adhesive plug, suitable for 10mm wide silicone extrusion eg lamp with plug
Gas phase gel plugging		94-02-00-0041	DW10EG-A	Translucent gas phase adhesive plug, suitable for 10mm wide silicone extrusion eg lamp with end plug
Silicone Plug Kit		94-02-00-0046	DT10EA-A	Silicone plug kit is suitable for 10mm board width, ET/EF series silicone extrusion light strip
Silicone stopper kit		94-02-00-0047	DW10EA-A	Silicone tail plug kit is suitable for 10mm board width, ET/EF series silicone extrusion light strip
Mounting groove		94-02-00-0025	CVT10EA-14100100	Transparent PVC mounting groove,suitable for 10mm FPC,silicone extruded EF/ET strip
Stopper glue		94-16-03010001	AS-PG-0003	Silicone gel,suitable for ET/EF/EG waterproof LED strip

【Packing】

Colors brand package(NONA)



General customized package(ET)



IP Process	Product size(mm)	Product quantity (m/reel)	Product quantity (m/case)	Product net weight(kg)	Net weight per box(kg)	Gross weight(kg)	Package size (cm)
NO	20000*10*1.6	20	600	0.32	9.6	12.6	41*41*26
NA	20000*10*1.6	20	600	0.35	10.5	13.5	41*41*26
ET	20000*12*4.8	20	300	1.5	22.5	26.5	41*41*26
EG	20000*11.3*3.8	20	300	0.66	9.9	14.4	41*41*26

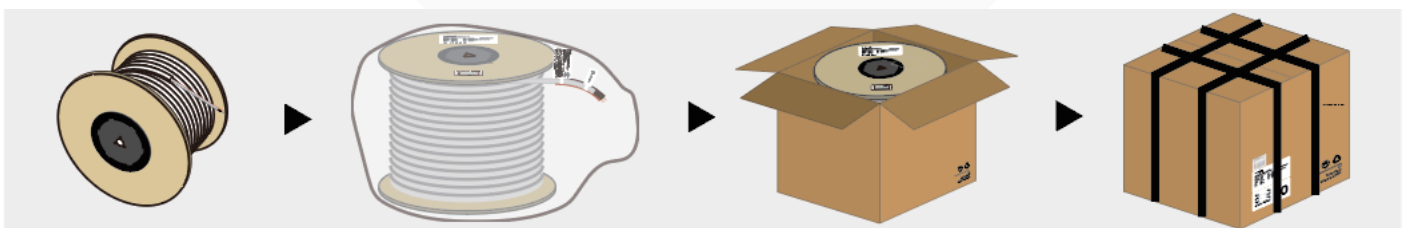
Remark: data with 10% tolerance

· Engineering packaging of NO(IP20)/NA(IP65).



· Engineering packaging of ET(IP67)

(free-soldering end caps with 40 cover per box could be ordered separately if needed)



IP Process	Product size(mm)	Product quantity (m/reel)	Product quantity (m/case)	Product net weight(kg)	Net weight per box(kg)	Gross weight(kg)	Package size (cm)
NO	50000*10*1.6	50	500	0.8	8.0	11.5	41*41*26
NA	50000*10*1.6	50	500	0.88	8.8	12.3	41*41*26
ET	50000*12*4.8	50	100	3.75	7.5	9.6	25.5*25.5*26
EG	50000*11.3*3.8	50	100	1.65	3.3	5.4	25.5*25.5*26

Remark: data with 10% tolerance

【Precautions】

- Please drive the led strip with 48VDC isolated power, and the ripple of the constant voltage source should be less than 5%.
 - Please do not bend the strip into an arc with a diameter less than 60mm to ensure the longevity and reliability.
 - Do not fold it in case any damage of LED beads.
 - Do not pull the power wire hard to ensure the longevity. Any Crash may damage the LED light is prohibited.
 - Please make sure the wire is connected to the anode and cathode correctly. The power output should be consistent with the voltage of the strip to avoid damage.
 - LED lights should be stored in dry, sealed environment. Please only unpack it before usage. Ambient temperature: -25℃~40℃. Storage temperature: 0℃~60℃. Please use the strips without waterproof within indoor environment with humidity less than 70%.
 - Please be careful during operation. Do not touch the AC power supply in case of electric shock.
 - Please leave at least 20% power for the power supply during using to ensure there is enough power supply to drive the product.
 - Do not use any acid or alkaline adhesives to fix the product (e.g.: glass cement).
 - Do not scratch the product when IP process of the product is NA. Ultraviolet rays will damage the nano-layers on the product and seriously affect the life of the product.
- * When using dimmer and dimming power supplies like Triac, etc, conduct compatibility tests on the product, dimmers and power supplies to ensure full compatibility. If any issues arise, contact COLORS for technical support.